

CS 4530: Fundamentals of Software Engineering

Module 2: From Requirements to Code: Test-Driven Development

Jonathan Bell, Adeel Bhutta, Mitch Wand
Khoury College of Computer Sciences

Learning Goals for this Lesson

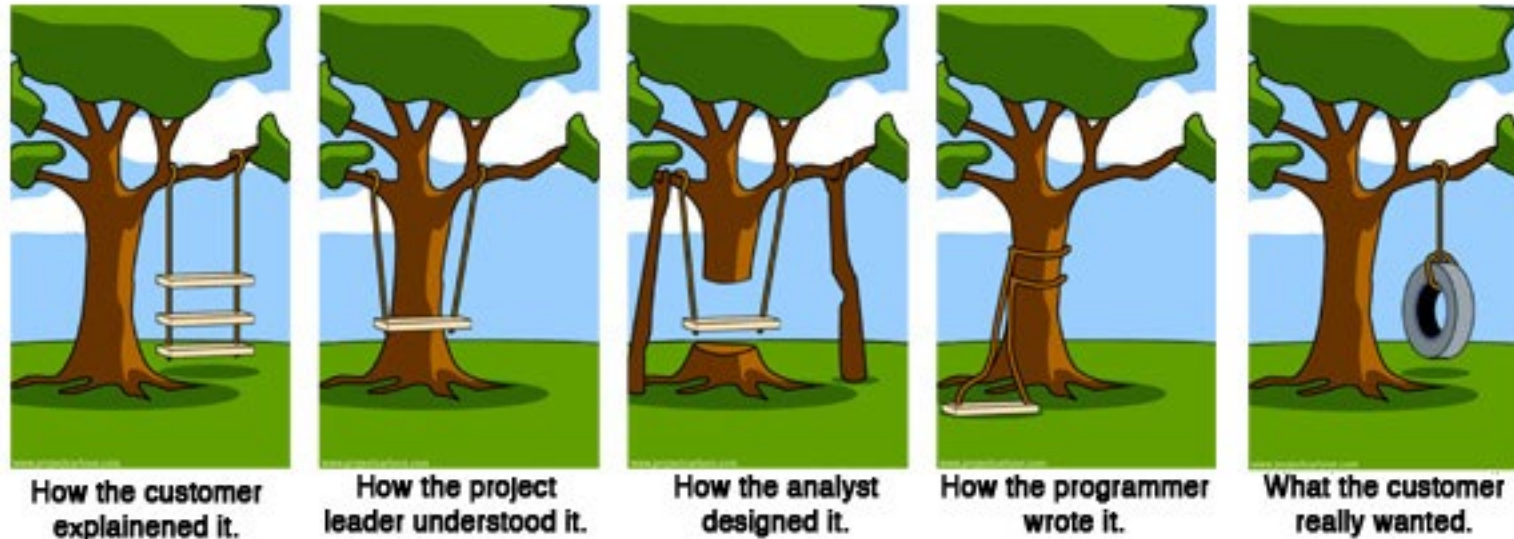
- At the end of this lesson, you should be prepared to
 - Explain the basics of the Test-Driven Design
 - Develop simple applications using Typescript and Jest
 - Learn more about Typescript and Jest from tutorials, blog posts, and documentation

Non-Goals for this Lesson

- This is **not** a tutorial for Typescript or for Jest
- We will show you simple examples, but you will need to go through the tutorials to learn the details.

Review:

How to make sure we are building the right thing



Requirements
Analysis

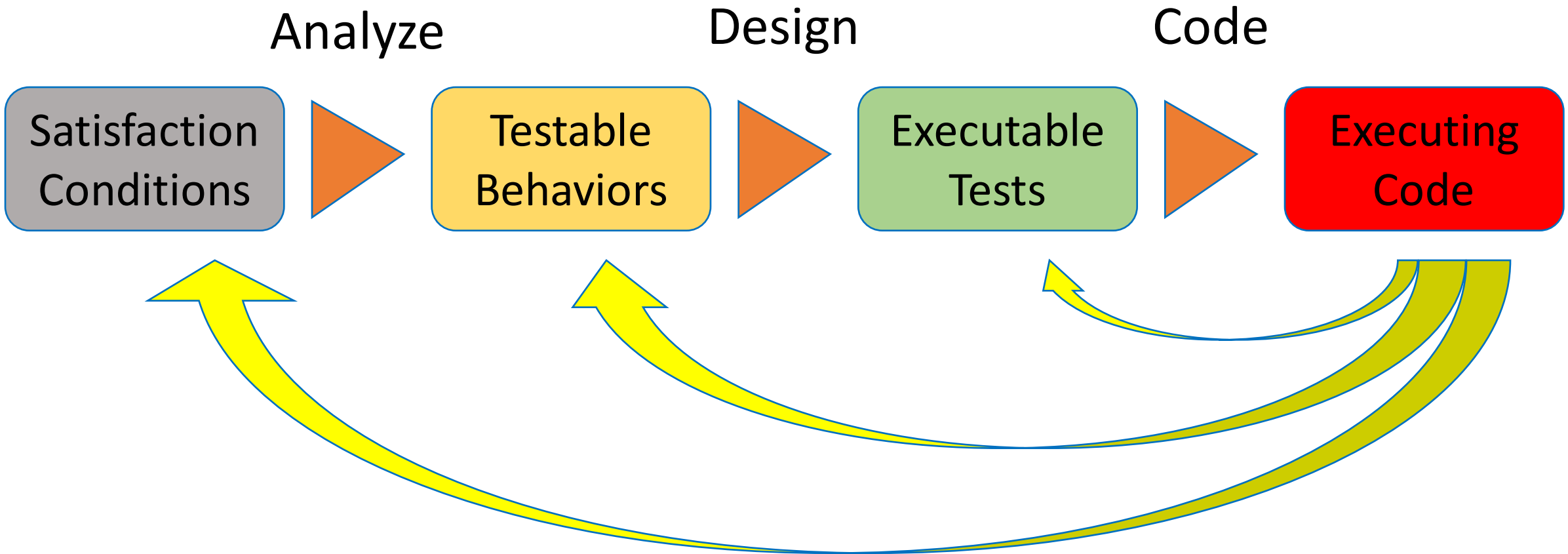
Planning &
Design

Implementation

Test Driven Development (TDD)

- Puts test specification as the critical design activity
 - Understands that deployment comes when the system passes testing
- The act of defining tests requires a deep understanding of the problem
- Clearly defines what success means
 - No more guesswork as to what “complete” means

The TDD Cycle



Example: a Transcript database

User Story

- User story: tells what the user wants to do, and why.
- Example:

As a College Administrator, I want a database to keep track of students, the courses they have taken, and the grades they received in those courses.

Satisfaction Conditions

- Satisfaction Conditions list the capabilities the user expects, in the user's terms.
- Example:

My database should allow me to do the following:

 - Add a new student to the database
 - Add a new student with the same name as an existing student.
 - Retrieve the transcript for a student
 - Delete a student from the database
 - Add a new grade for an existing student
 - Find out the grade that a student got in a course that they took

Our next step is to turn these satisfaction conditions into **testable behaviors**

- To do this, we will have to design our program at least enough to give names to the things we want to test.
- For our example, we need to design the external interface for our database.
- We document this in a file we will call **IDataBase.ts**

We start with the interface

```
import {StudentID, Student, Course, CourseGrade, Transcript} from './Types'

export interface IDatabase {
  addStudent (studentName: string): StudentID
  getTranscript (id: StudentID): Transcript
  deleteStudent (id: StudentID): void // hmm, what to do about errors??
  addGrade (id: Student, course: Course, courseGrade: CourseGrade) : void
  getGrade (id: Student, course: Course) : CourseGrade
  nameToIDs (studentName: string) : StudentID[]
}
```

- The types are all *abstract*
- In the process of writing this down, we've discovered some more design decisions:
 - How to identify a student to the DB user
 - What to do about exceptional conditions in deleteStudent and elsewhere
 - We needed a new method to get from a student name to their ID.

Now we can write down some testable behaviors.

- These could serve as titles for our tests

Testable Behaviors:

- **addStudent should add a student to the database**
- **addStudent should return an ID that is distinct from any ID in the database**
- **addStudent should permit adding a student with the same name as an existing student**
- **Given the ID of a student, getTranscript should return the transcript for that student**
- **Given an ID that is not the ID of any student, getTranscript should <hmmm.... What *should* it do?????>**

Writing down the testable behaviors may uncover more design decisions to make

- Here we realized that the user's satisfaction conditions didn't give us any guidance on the exceptional condition "not an ID of any student"
- What should **getTranscript** do?
- Possibilities:
 - return an error value (undefined, -1, etc.)
 - Throw an exception

Testable Behaviors, revised

Testable Behaviors:

- **addStudent should add a student to the database**
- **addStudent should return an ID that is distinct from any ID in the database**
- **addStudent should permit adding a student with the same name as an existing student**
- **Given the ID of a student, getTranscript should return the transcript for that student**
- **Given an ID that is not the ID of any student, getTranscript should throw an exception**

We still need to design some more before we can write some tests

- We wrote:
 - **Given the ID of a student, getTranscript should return the transcript for that student**
- But how can we test to see if the returned transcript is the right one?
- It must be time to elaborate the design of the type **Transcript**.

Types.ts

```
// Types.ts
// Types for the transcript database.

export type StudentID = number;
export type Student = { studentID: number, studentName: StudentName };
export type Course = string;
export type CourseGrade = { course: Course, grade: number };
export type Transcript = { student: Student, grades: CourseGrade[] };
export type StudentName = string
```

A tiny example of Jest: Types.test.ts is

```
import {StudentID, Student, Course, CourseGrade, Transcript} from './Types'
```

```
const alvin : Student = {studentID: 37, studentName: "Alvin"}  
const bryn : Student = {studentID: 38, studentName: "Bronwyn"}
```

```
describe("exercise Types.ts", () => {
```

```
  test("extracting a studentID should give the ID", () => {  
    expect(alvin.studentID).toEqual(37)  
    expect(bryn.studentID).toEqual(38)  
  })
```

```
  // this illustrates what Jest shows when a test fails
```

```
  test("extracting a studentID should give the name", () => {  
    expect(alvin.studentName).toEqual("Alvin")  
    expect(bryn.studentName).toEqual("Jazzhands")  
  })
```

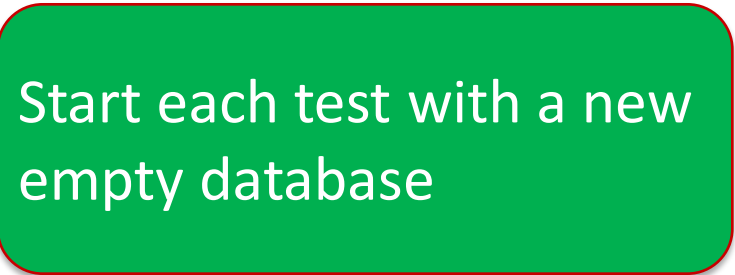
```
})
```


Now we can start writing tests

```
import {StudentID, Student, Course, CourseGrade, Transcript} from './Types'
import { DataBase } from './dataBase';
```

```
let db: DataBase;
```

```
beforeEach(() => {
  db = new DataBase();
});
```



Start each test with a new empty database

```
// this may look undefined in TSC until you do an npm install
// and possibly restart VSC.
```

```
describe('tests for addStudent', () => {
```

```
  test('addStudent should add a student to the database', () => {
    expect(db.nameToIDs('blair')).toEqual([])
    const id1 = db.addStudent('blair');
    expect(db.nameToIDs('blair')).toEqual([id1])
  });
```

Most tests are in AAA form: Assemble/Act/Assess

```
test('addStudent should add a student to the database', () => {  
  // const db = new DataBase ()  
  expect(db.nameToIDs('blair')).toEqual([])  
  
  const id1 = db.addStudent('blair');  
  
  expect(db.nameToIDs('blair')).toEqual([id1])  
});
```

Assemble (and check that you've assembled it)

Act (do the action that you are trying to test)

Assess: check to see that the response is correct

Tests (2)

```
test('addStudent should return an unique ID for the new
student',
  () => {
    // we'll add 3 students and check to see that their IDs
    // are all different.
    const id1 = db.addStudent('blair');
    const id2 = db.addStudent('corey');
    const id3 = db.addStudent('del');
    expect(id1).not.toEqual(id2)
    expect(id1).not.toEqual(id3)
    expect(id2).not.toEqual(id3)
  });
```

Tests (3)

```
test('the db can have more than one student with the same name',  
  () => {  
    const id1 = db.addStudent('blair');  
    const id2 = db.addStudent('blair');  
    expect(id1).not.toEqual(id2)  
  })
```

Tests (4)

```
test('getTranscript should return the right transcript',  
    () => {  
        // add a student, getting an ID  
        // add some grades for that student  
        // retrieve the transcript for that ID  
        // check to see that the retrieved grades are  
        // exactly the ones you added.  
    });
```

Tests (5)

```
test('getTranscript should throw an error when given a  
bad ID',  
  () => {  
    // in an empty database, all IDs are bad :)  
    // Note: the expression you expect to throw  
    // must be wrapped in a (() => ...)  
    expect(() => db.getTranscript(1)).toThrowError()  
  });
```

Now we can write some code

```
import {StudentID, Student, Course, CourseGrade, Transcript} from './Types'
import { IDatabase } from './IDatabase'

export class DataBase implements IDatabase {

    /** the list of transcripts in the database */
    private transcripts : Transcript [] = []

    /** the last assigned student ID; assumes studentID is Number */
    private lastID : number = 0
    constructor () {}
}
```

Code (2)

```
/** Adds a new student to the database
 * @param newName - the name of the student
 * @returns the newly-assigned ID for the new student
 */
addStudent (newName: string): StudentID {
    const newID = this.lastID++
    const newStudent:Student = {studentID: newID, studentName: newName}
    this.transcripts.push({student: newStudent, grades: []})
    return newID
}
```


Code (3)

```
/**
 * @param studentName
 * @returns list of studentIDs associated with that name
 */
nameToIDs (studentName: string) : StudentID[] {
    return this.transcripts
        .filter(t => t.student.studentName === studentName)
        .map(t => t.student.studentID)
}
```

Activity

- Download and unpack the starter code
- Write down the testable behaviors for the satisfaction condition
 - **Add a new grade for an existing student**
- Identify at least two exceptional conditions or design decisions associated with these testable behaviors
- Write Jest tests for your testable behaviors
- Implement a method **addGrade** that passes your tests.

Your instructor will give you detailed instructions on where to get the starter code and how to submit your work.

Learning Goals for this Lesson

- At the end of this lesson, you should be prepared to
 - Explain the basics of the Test-Driven Design
 - Develop simple applications using Typescript and Jest
 - Learn more about Typescript and Jest from tutorials, blog posts, and documentation

The TDD Cycle

